

Scaled data based on original data using
LM-79-08 Approved Method: Electrical and Photometric Measurements of Solid-
State Lighting Products

Test Report Prepared for
Cooper Lighting Solutions
(formerly Eaton)

Brand: McGRAW-EDISON

Report Number: P226755

Luminaire Tested: **ISW-AF-600-LED-E1-SL2-ULG**

Issue Date: 3/3/2020

Test Information

Test Method: LM-79-08
Report Number: P226755
TEST IS SCALED FROM IESNA LM-79-08 TEST DATA (P35945)-DOWNLIGHT AND
Test Lab: INNOVATION CENTER-P3
Issue Date: 3/3/2020
Manufacturer: COOPER LIGHTING SOLUTIONS (FORMERLY EATON)
Product Line: MCGRAW-EDISON
Catalog Number: ISW-AF-600-LED-E1-SL2-ULG
Description: IMPACT ELITE LED WEDGE LUMINAIRE WITH UPLIGHT
LIGHT SQUARE WITH ACCULED OPTICS-TYPE II W/SPILL CONTROL, WITH UPLIGHT
GLOW
Light Source: (16) 4000K CCT, 70 CRI LEDs and (1) UPLIGHT LED
Ballast/Driver: ELECTRONIC DRIVER

Summary

Lumens per Lamp: N/A
Luminaire Lumens: 5821.3 lumens
Efficiency: N/A
Efficacy: 115.5 lumens/watt
Luminous Opening: Rectangular w/ Sides (W: 0.5' x L: 0.5' x H: 0.54')
IES Classification: Type II - Short - Non-Cutoff
BUG Rating: B1 - U5 - G1

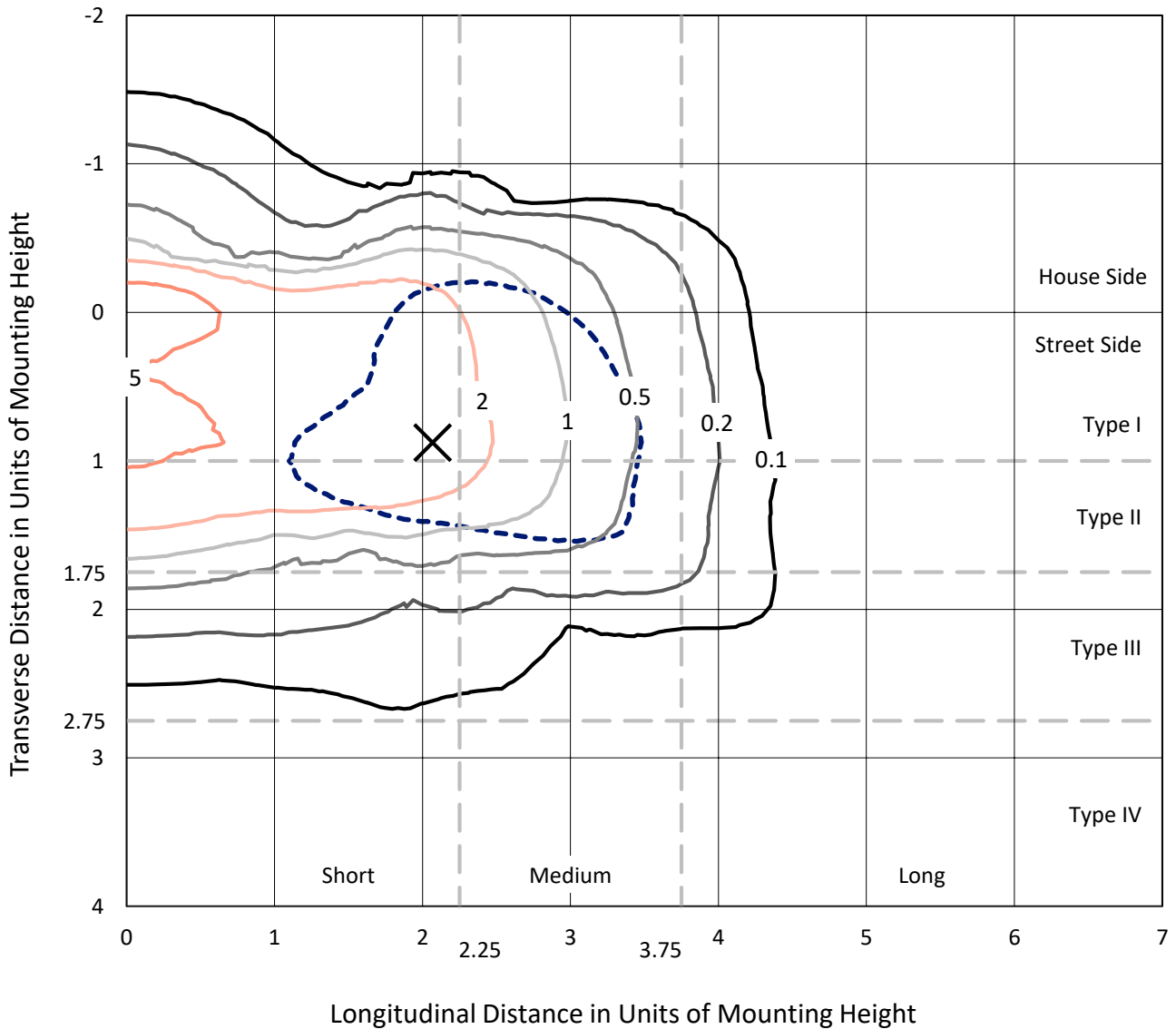
Input Watts (W): 50.4
Input Voltage (V): 120
Input Current (Ain): NR
Voltage Rise (V): NR
Power Factor: NR
Total Harmonic Distortion (THDi): NR
Frequency (hertz): 60
Stabilization Time: NR
Operation Time: NR
Ambient Temperature (°C): NR
Test Distance: 25 FT



REPORT NUMBER: P226755
 CATALOG NUMBER: ISW-AF-600-LED-E1-SL2-ULG

Iso-Footcandle Lines of Horizontal Illumination

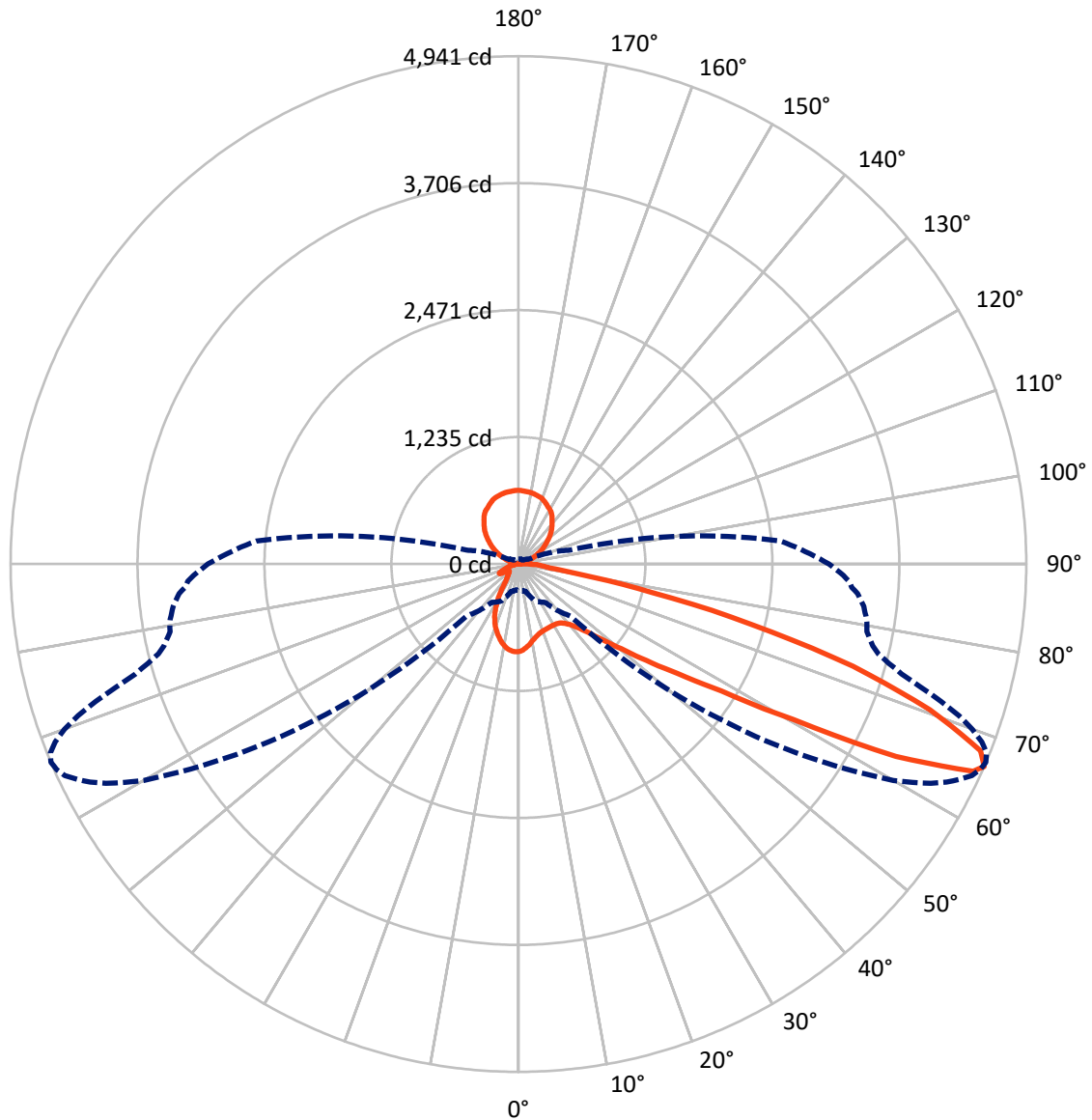
✕ Max cd
 - - - 1/2 Max cd



Based on 10 foot mounting height. Maximum calculated value = 8.5 fc
 Type II - Short - Non-Cutoff

REPORT NUMBER: P226755
CATALOG NUMBER: ISW-AF-600-LED-E1-SL2-ULG

Luminous Intensity Polar Plot



— Vertical Plane Through 67-Deg Lateral - - - Horizontal Cone Through 66-Deg Vertical

REPORT NUMBER: P226755

CATALOG NUMBER: ISW-AF-600-LED-E1-SL2-ULG

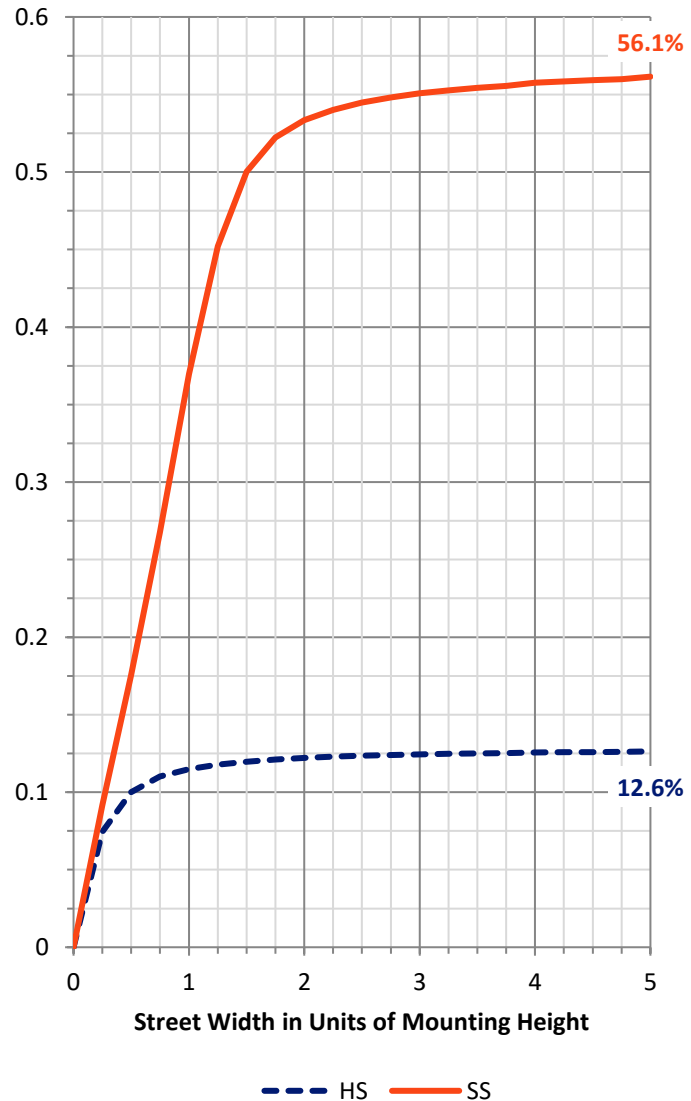
FLUX DISTRIBUTION:

		Downward	Upward	Total
House Side	Lumens	747.4	887.8	1635.2
	% Fixture	12.8	15.3	28.1
Street Side	Lumens	3297.4	888.6	4186.0
	% Fixture	56.6	15.3	71.9
Total	Lumens	4044.8	1776.4	5821.3
	% Fixture	69.5	30.5	100.0

Coefficient of Utilization

ZONAL LUMENS:

Zone	Lumens	% Fixture
0°-10°	73.8	1.3
10°-20°	175.8	3.0
20°-30°	241.0	4.1
30°-40°	344.3	5.9
40°-50°	558.2	9.6
50°-60°	884.5	15.2
60°-70°	1120.8	19.3
70°-80°	557.2	9.6
80°-90°	89.3	1.5
90°-100°	11.0	0.2
100°-110°	58.7	1.0
110°-120°	169.9	2.9
120°-130°	279.4	4.8
130°-140°	344.6	5.9
140°-150°	352.5	6.1
150°-160°	297.0	5.1
160°-170°	195.5	3.4
170°-180°	67.8	1.2
0°-90°	4044.8	69.5
0°-180°	5821.3	100.0



REPORT NUMBER: P226755

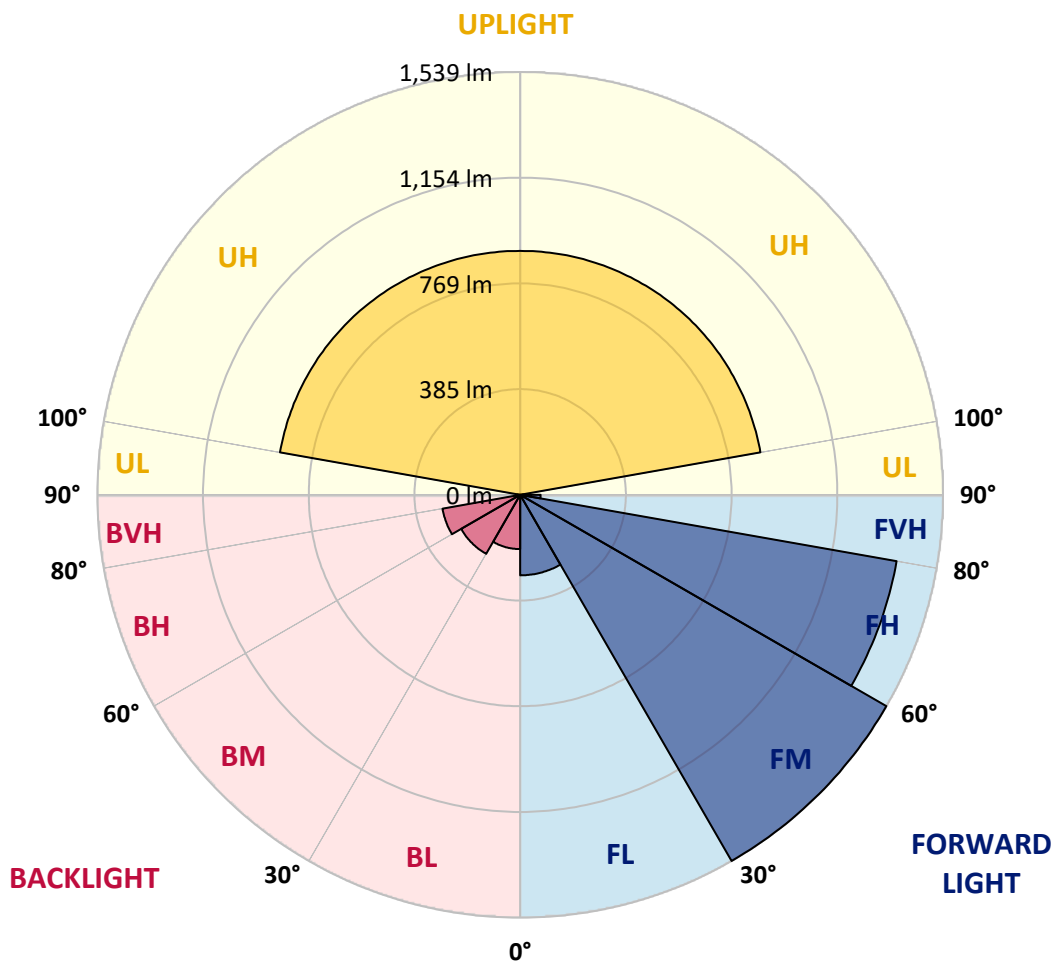
CATALOG NUMBER: ISW-AF-600-LED-E1-SL2-ULG

LUMINAIRE CLASSIFICATION SYSTEM LUMEN TABLE AND BUG RATING:

Zone		Lumens	% Fixture	Zone Rating/Lumen Limit		
				B	U	G
FL	(0°-30°)	293.1	5.0			
FM	(30°-60°)	1538.8	26.4			
FH	(60°-80°)	1390.9	23.9			G1/1800
FVH	(80°-90°)	74.5	1.3			G1/100
BL	(0°-30°)	197.5	3.4	B1/500		
BM	(30°-60°)	248.1	4.3	B1/1000		
BH	(60°-80°)	287.0	4.9	B1/500		G1/500
BVH	(80°-90°)	14.8	0.3			G1/100
UL	(90°-100°)	11.0	0.2		U2/50	
UH	(100°-180°)	887.8	15.3		U4/1000	

BUG Rating: B1-U5-G1

Type II Short





REPORT NUMBER: P226755

CATALOG NUMBER: ISW-AF-600-LED-E1-SL2-ULG

CANDELA DISTRIBUTION (FULL):

	0°	5°	15°	25°	35°	45°	55°	60°	61°	62°	63°
0°	851.5	851.5	851.5	851.5	851.5	851.5	851.5	851.5	851.5	851.5	851.5
2.5°	791.4	793.1	803.4	808.9	816.8	819.3	828.4	832.1	835.0	834.4	834.4
5°	720.2	725.7	730.5	741.4	753.0	767.0	784.6	798.0	800.5	803.4	805.3
7.5°	666.1	669.7	678.2	686.2	700.7	720.2	745.1	762.1	765.8	767.0	771.2
10°	627.8	630.2	637.5	647.8	664.9	683.7	709.8	727.5	732.9	735.4	739.1
12.5°	598.0	601.7	608.3	619.3	637.5	657.0	684.4	701.9	705.6	708.7	714.1
15°	579.2	581.6	587.7	599.9	616.2	635.8	662.5	683.7	686.2	689.2	694.1
17.5°	575.5	577.4	581.0	590.1	602.9	621.7	649.1	666.8	671.0	675.2	680.1
20°	590.1	591.4	592.6	593.8	601.1	613.3	640.0	658.8	662.5	666.1	672.2
22.5°	621.7	623.6	620.5	616.2	610.8	613.3	635.8	655.2	657.6	661.2	666.1
25°	676.5	674.6	665.5	658.8	639.3	623.6	636.9	653.4	656.4	660.0	665.5
27.5°	740.8	738.5	732.9	714.7	682.5	650.3	644.3	656.4	658.2	661.2	666.1
30°	810.2	810.8	805.9	785.8	744.5	690.4	660.6	663.7	664.9	667.4	670.3
32.5°	872.8	881.9	881.3	880.0	821.1	744.5	692.2	680.1	678.2	680.1	681.3
35°	945.1	946.9	963.9	972.4	924.4	823.5	738.5	711.7	704.4	705.0	703.8
37.5°	1022.8	1025.3	1054.5	1069.1	1032.0	913.5	799.8	758.5	751.8	745.1	740.2
40°	1135.9	1145.6	1160.8	1177.2	1159.0	1034.4	880.7	824.7	807.7	806.5	796.8
42.5°	1304.9	1301.8	1294.5	1307.9	1286.1	1169.9	978.5	918.3	905.6	888.5	875.1
45°	1470.8	1477.4	1445.8	1452.0	1453.2	1326.8	1120.1	1035.6	1029.0	1008.9	994.3
47.5°	1582.6	1575.3	1532.8	1563.8	1639.8	1509.7	1284.2	1195.4	1181.5	1171.2	1162.1
50°	1588.6	1582.6	1555.3	1609.9	1772.3	1834.9	1512.7	1409.4	1389.4	1371.2	1365.6
52.5°	1440.4	1431.9	1441.0	1552.2	1820.2	2107.1	1835.5	1675.0	1658.6	1643.4	1622.1
55°	1176.0	1185.7	1228.9	1388.8	1746.7	2300.4	2470.5	2085.3	2014.7	2014.1	1961.8
57.5°	878.2	868.5	900.7	1050.8	1560.7	2369.1	3054.0	2958.6	2801.1	2694.9	2566.6
60°	592.6	595.1	624.8	701.9	1086.1	2294.3	3444.8	3777.2	3721.9	3699.5	3664.8
62.5°	410.8	414.5	441.8	514.1	635.2	1845.8	3559.1	4236.1	4335.2	4417.2	4397.2
65°	287.4	288.1	315.5	427.3	475.9	948.1	3306.8	4296.9	4444.6	4585.6	4712.0
66°	253.5	254.0	276.5	397.5	456.4	715.3	3088.1	4212.4	4380.8	4544.9	4675.5
67.5°	217.0	220.7	238.2	337.9	437.6	551.9	2550.8	3960.1	4136.4	4317.0	4489.5
70°	148.9	150.1	165.9	274.2	409.6	484.4	1453.8	3091.7	3335.4	3652.7	3836.2
72.5°	106.4	105.2	107.0	169.6	420.5	481.3	763.9	2034.8	2375.7	2654.1	2852.8
75°	94.8	91.8	83.9	105.2	306.9	525.7	511.8	1197.9	1457.4	1710.9	1914.5
77.5°	84.5	79.6	75.4	80.8	151.9	495.3	459.5	686.2	818.7	1007.7	1164.4
80°	64.4	61.4	63.8	69.9	91.1	455.8	456.4	456.4	492.2	554.2	616.2
82.5°	42.6	38.9	44.4	57.7	68.6	343.4	471.6	402.9	396.3	393.8	398.1
85°	26.7	23.1	31.0	43.2	52.9	179.3	483.8	425.4	394.4	364.7	334.9
87.5°	9.7	10.9	15.8	25.0	34.7	77.7	424.2	375.0	353.7	316.6	282.0
90°	7.6	7.0	10.2	15.4	16.1	21.8	72.2	112.1	70.4	39.6	33.8
92.5°	4.1	4.1	5.1	6.1	6.1	6.1	7.2	7.2	7.2	7.2	7.2
95°	5.1	5.1	6.1	7.2	7.2	7.2	7.2	7.7	7.8	7.9	8.0
97.5°	7.2	7.2	8.2	8.2	9.2	9.2	12.3	11.3	11.0	10.8	10.6
100°	8.2	8.2	9.2	10.2	12.3	21.5	29.7	28.1	27.8	27.5	27.2
102.5°	11.3	11.3	13.3	18.4	27.6	40.9	51.1	49.6	49.3	49.0	48.7
105°	21.5	22.5	27.6	36.8	49.1	64.4	73.7	72.6	72.4	72.2	72.0
107.5°	41.9	43.0	50.1	59.3	74.7	90.0	97.2	96.7	96.6	96.5	96.4



REPORT NUMBER: P226755

CATALOG NUMBER: ISW-AF-600-LED-E1-SL2-ULG

CANDELA DISTRIBUTION (continued):

	0°	5°	15°	25°	35°	45°	55°	60°	61°	62°	63°
110°	67.5	69.6	75.7	89.0	104.3	116.6	122.8	123.3	123.4	123.5	123.6
112.5°	101.3	101.3	108.4	123.8	137.1	146.3	151.4	152.4	152.6	152.8	153.0
115°	143.2	142.2	150.4	162.6	171.9	178.0	183.1	184.6	184.9	185.3	185.6
117.5°	188.2	188.2	193.3	201.5	206.6	209.7	215.8	217.9	218.3	218.7	219.1
120°	230.2	228.1	231.2	238.3	242.4	248.6	251.6	253.7	254.1	254.5	254.9
122.5°	269.0	266.0	267.0	273.1	277.2	283.4	285.4	287.4	287.9	288.3	288.7
125°	304.8	300.7	302.8	305.9	312.0	317.1	320.2	321.2	321.4	321.6	321.8
127.5°	337.6	336.6	336.6	340.6	346.8	347.8	352.9	353.4	353.5	353.6	353.7
130°	371.3	369.3	370.3	374.4	378.5	380.5	385.7	387.7	388.1	388.5	388.9
132.5°	405.1	403.0	402.0	410.2	413.3	414.3	420.4	423.0	423.5	424.0	424.5
135°	438.8	435.8	435.8	441.9	445.0	447.0	453.2	455.7	456.2	456.7	457.3
137.5°	470.6	467.5	469.5	470.6	474.6	478.7	483.9	484.9	485.1	485.3	485.5
140°	499.2	496.1	498.2	500.2	502.3	508.4	511.5	512.5	512.7	512.9	513.1
142.5°	529.9	526.8	528.9	529.9	533.0	537.0	539.1	542.2	542.8	543.4	544.0
145°	562.6	558.5	556.5	559.6	562.6	563.6	568.8	571.8	572.4	573.1	573.7
147.5°	588.2	585.1	584.1	587.2	587.2	588.2	593.3	595.9	596.4	596.9	597.4
150°	608.7	605.6	606.6	606.6	606.6	606.6	610.7	612.2	612.5	612.8	613.2
152.5°	625.0	622.0	622.0	623.0	624.0	624.0	625.0	626.6	626.9	627.2	627.5
155°	643.4	639.3	639.3	641.4	644.5	642.4	640.4	642.9	643.4	643.9	644.5
157.5°	660.8	657.8	657.8	658.8	660.8	659.8	658.8	660.8	661.2	661.6	662.1
160°	678.2	675.1	674.1	671.1	670.0	670.0	673.1	676.2	676.8	677.4	678.0
162.5°	688.4	684.4	684.4	680.3	676.2	678.2	682.3	684.4	684.8	685.2	685.6
165°	696.6	693.6	691.5	691.5	688.4	688.4	687.4	690.0	690.5	691.0	691.5
167.5°	705.8	702.8	699.7	701.7	703.8	700.7	693.6	696.6	697.2	697.9	698.5
170°	714.0	711.0	707.9	707.9	708.9	706.9	701.7	703.3	703.6	703.9	704.2
172.5°	715.0	713.0	711.0	708.9	705.8	705.8	704.8	706.3	706.7	707.0	707.3
175°	716.1	714.0	713.0	711.0	706.9	705.8	705.8	708.4	708.9	709.4	709.9
177.5°	723.2	721.2	716.1	715.0	713.0	711.0	709.9	712.5	713.0	713.5	714.0
180°	716.1	716.1	716.1	716.1	716.1	716.1	716.1	716.1	716.1	716.1	716.1



REPORT NUMBER: P226755

CATALOG NUMBER: ISW-AF-600-LED-E1-SL2-ULG

CANDELA DISTRIBUTION (continued):

	64°	65°	66°	67°	68°	69°	70°	71°	72°	73°	74°
0°	851.5	851.5	851.5	851.5	851.5	851.5	851.5	851.5	851.5	851.5	851.5
2.5°	835.0	838.1	839.3	838.1	838.7	842.4	841.2	843.0	843.0	844.1	844.1
5°	807.7	810.2	815.0	814.4	819.3	821.1	822.9	825.3	828.4	830.2	833.8
7.5°	775.5	780.4	784.6	787.1	790.1	796.2	798.0	803.4	808.3	813.1	816.8
10°	744.5	751.2	756.1	757.9	764.6	767.6	774.3	778.6	784.6	790.7	796.2
12.5°	718.4	724.5	726.9	732.9	739.1	745.1	748.2	756.1	762.1	770.1	777.3
15°	698.9	705.0	709.8	714.1	720.2	726.3	731.1	739.1	746.3	754.2	760.9
17.5°	686.8	690.4	696.5	700.1	707.5	714.7	720.2	729.4	737.2	743.9	753.0
20°	677.7	681.9	687.4	692.8	699.5	708.7	713.5	723.2	731.7	739.7	748.2
22.5°	672.8	677.1	682.5	688.0	695.3	702.6	710.4	719.0	728.1	736.6	745.1
25°	671.0	674.6	679.4	685.0	692.8	700.7	707.5	717.2	725.1	734.2	744.5
27.5°	671.6	674.0	679.4	684.4	692.2	699.5	706.2	716.0	725.1	733.6	743.9
30°	674.0	675.9	681.3	685.6	692.2	699.5	705.6	716.0	723.8	732.9	743.9
32.5°	682.5	685.0	687.4	690.4	696.5	701.9	709.2	718.4	725.7	734.8	743.9
35°	702.6	700.7	702.6	703.8	708.1	713.5	719.0	726.9	733.6	741.4	751.2
37.5°	734.2	730.5	731.7	731.1	731.1	734.8	740.2	745.7	751.2	759.1	768.8
40°	792.5	783.4	781.0	774.3	772.4	775.5	779.2	779.8	786.4	796.8	801.1
42.5°	867.9	855.7	857.5	846.6	843.5	839.9	844.8	841.8	846.0	852.7	861.8
45°	987.0	975.5	963.3	945.7	949.3	936.0	932.3	933.5	932.9	935.4	946.3
47.5°	1129.2	1114.0	1106.1	1099.5	1086.7	1078.8	1068.5	1053.2	1056.9	1061.7	1071.4
50°	1337.1	1332.2	1317.0	1295.2	1292.1	1280.5	1277.6	1264.2	1259.3	1258.6	1258.0
52.5°	1614.8	1583.2	1577.2	1556.5	1540.7	1529.7	1526.1	1507.2	1488.4	1499.3	1498.1
55°	1953.3	1927.2	1893.8	1875.6	1862.8	1836.7	1830.0	1806.2	1795.4	1789.2	1774.1
57.5°	2522.2	2430.4	2361.8	2327.7	2279.7	2231.1	2214.1	2165.5	2127.7	2101.0	2102.9
60°	3514.0	3350.6	3158.0	3071.6	2871.7	2842.5	2705.2	2671.7	2589.1	2534.4	2502.8
62.5°	4383.1	4338.8	4246.5	4120.7	3920.0	3689.2	3585.2	3378.6	3216.9	3146.4	3048.5
65°	4798.3	4860.9	4886.4	4862.7	4782.5	4641.5	4517.6	4315.7	4044.6	3891.5	3701.2
66°	4777.0	4870.0	4916.8	4941.2	4911.9	4828.6	4698.6	4532.7	4323.0	4089.7	3876.3
67.5°	4621.4	4712.0	4777.0	4851.1	4851.1	4825.1	4772.2	4661.6	4513.3	4309.7	4118.2
70°	3985.7	4108.5	4223.4	4245.9	4309.1	4289.6	4331.5	4261.0	4225.8	4140.7	4038.0
72.5°	3105.1	3207.8	3306.3	3404.7	3388.3	3367.0	3362.7	3377.4	3305.7	3331.1	3304.4
75°	2065.1	2242.0	2343.0	2333.2	2339.9	2345.3	2300.4	2200.1	2277.9	2179.4	2212.2
77.5°	1255.1	1337.1	1364.4	1334.0	1294.5	1243.5	1161.5	1113.4	1044.7	1050.3	1004.6
80°	658.2	668.5	646.7	585.2	551.9	521.5	427.9	386.0	347.0	332.5	299.6
82.5°	377.5	352.5	325.8	305.1	265.6	238.9	202.3	179.3	154.4	132.5	124.6
85°	305.7	272.3	247.3	224.2	197.5	173.8	143.4	119.7	101.5	88.1	85.1
87.5°	252.3	229.1	203.6	181.7	155.6	131.2	101.5	79.0	62.6	50.4	46.7
90°	31.5	39.6	31.1	21.4	27.4	18.9	14.6	15.2	14.1	14.1	14.6
92.5°	7.2	7.2	7.1	7.0	6.9	6.8	6.6	6.5	6.4	6.3	6.2
95°	8.1	8.2	8.1	8.0	7.9	7.8	7.7	7.6	7.5	7.4	7.3
97.5°	10.4	10.2	10.1	10.0	9.9	9.8	9.7	9.6	9.5	9.4	9.3
100°	26.9	26.6	26.3	26.0	25.7	25.4	25.1	24.8	24.4	24.1	23.8
102.5°	48.4	48.1	47.6	47.1	46.5	46.0	45.5	45.0	44.5	44.0	43.5
105°	71.8	71.6	71.1	70.6	70.1	69.6	69.0	68.5	68.0	67.5	67.0
107.5°	96.3	96.2	95.7	95.3	94.9	94.5	94.1	93.7	93.3	92.9	92.5



REPORT NUMBER: P226755

CATALOG NUMBER: ISW-AF-600-LED-E1-SL2-ULG

CANDELA DISTRIBUTION (continued):

	64°	65°	66°	67°	68°	69°	70°	71°	72°	73°	74°
110°	123.7	123.8	123.6	123.4	123.2	123.0	122.8	122.5	122.3	122.1	121.9
112.5°	153.2	153.4	153.3	153.2	153.1	153.0	152.9	152.8	152.7	152.6	152.5
115°	185.9	186.2	185.9	185.6	185.3	184.9	184.6	184.3	184.0	183.7	183.4
117.5°	219.5	219.9	219.4	218.9	218.4	217.9	217.4	216.9	216.4	215.8	215.3
120°	255.3	255.7	255.2	254.7	254.2	253.7	253.2	252.7	252.2	251.6	251.1
122.5°	289.1	289.5	289.0	288.5	288.0	287.4	286.9	286.4	285.9	285.4	284.9
125°	322.0	322.2	321.7	321.2	320.7	320.2	319.7	319.2	318.6	318.1	317.6
127.5°	353.8	353.9	353.9	353.9	353.9	353.9	353.9	353.9	353.9	353.9	353.9
130°	389.3	389.7	389.7	389.7	389.7	389.7	389.7	389.7	389.7	389.7	389.7
132.5°	425.0	425.5	425.3	425.1	424.9	424.7	424.5	424.3	424.1	423.9	423.7
135°	457.8	458.3	458.2	458.1	458.0	457.9	457.8	457.7	457.6	457.5	457.4
137.5°	485.7	485.9	486.0	486.1	486.2	486.3	486.4	486.5	486.6	486.7	486.8
140°	513.3	513.5	513.7	513.9	514.1	514.3	514.5	514.7	515.0	515.2	515.4
142.5°	544.6	545.2	545.2	545.2	545.2	545.2	545.2	545.2	545.2	545.2	545.2
145°	574.3	574.9	574.8	574.7	574.6	574.5	574.4	574.3	574.2	574.1	574.0
147.5°	597.9	598.4	598.5	598.6	598.7	598.8	598.9	599.0	599.1	599.2	599.3
150°	613.5	613.8	614.1	614.4	614.7	615.0	615.3	615.6	615.9	616.2	616.5
152.5°	627.8	628.1	628.5	628.9	629.3	629.7	630.1	630.5	631.0	631.4	631.8
155°	645.0	645.5	646.0	646.5	647.0	647.5	648.0	648.6	649.1	649.6	650.1
157.5°	662.5	662.9	663.1	663.3	663.5	663.7	663.9	664.1	664.3	664.5	664.7
160°	678.6	679.2	678.9	678.6	678.3	678.0	677.7	677.4	677.1	676.8	676.5
162.5°	686.0	686.4	686.3	686.2	686.1	686.0	685.9	685.8	685.7	685.6	685.5
165°	692.0	692.5	692.8	693.2	693.5	693.8	694.1	694.4	694.7	695.0	695.3
167.5°	699.1	699.7	700.1	700.5	700.9	701.3	701.7	702.2	702.6	703.0	703.4
170°	704.5	704.8	705.3	705.8	706.3	706.9	707.4	707.9	708.4	708.9	709.4
172.5°	707.6	707.9	708.1	708.3	708.5	708.7	708.9	709.1	709.3	709.5	709.7
175°	710.4	711.0	711.1	711.2	711.3	711.4	711.5	711.6	711.7	711.8	711.9
177.5°	714.5	715.0	715.2	715.5	715.7	715.9	716.1	716.3	716.5	716.7	716.9
180°	716.1	716.1	716.1	716.1	716.1	716.1	716.1	716.1	716.1	716.1	716.1



REPORT NUMBER: P226755

CATALOG NUMBER: ISW-AF-600-LED-E1-SL2-ULG

CANDELA DISTRIBUTION (continued):

	75°	76°	77°	78°	79°	80°	81°	82°	83°	84°	85°
0°	851.5	851.5	851.5	851.5	851.5	851.5	851.5	851.5	851.5	851.5	851.5
2.5°	846.0	846.0	847.2	848.4	849.0	849.0	849.0	850.3	850.9	849.0	850.9
5°	835.6	838.7	841.2	843.0	843.5	845.4	847.2	848.4	850.3	850.3	851.5
7.5°	821.7	827.2	830.2	833.2	836.3	839.3	843.0	845.4	846.6	849.0	850.9
10°	804.0	810.8	816.8	821.7	825.9	832.1	836.9	840.6	846.0	846.6	850.9
12.5°	785.2	794.9	799.8	808.9	815.0	824.1	829.0	834.4	840.6	843.5	848.4
15°	771.8	780.4	789.5	798.0	807.7	818.7	824.7	832.1	840.6	847.2	853.3
17.5°	761.5	773.0	783.4	794.3	806.5	818.1	827.2	835.0	846.0	849.7	855.7
20°	758.5	771.2	781.5	793.1	805.9	821.1	832.1	840.6	851.5	857.5	863.1
22.5°	757.3	769.5	781.5	795.5	809.6	825.3	836.9	847.8	858.8	864.2	868.5
25°	756.1	768.8	782.1	798.0	813.1	829.6	843.0	853.3	863.7	869.1	872.8
27.5°	756.1	769.5	784.0	799.8	816.2	834.4	847.2	856.9	866.0	870.9	872.2
30°	755.4	769.5	783.4	801.1	818.7	837.5	851.5	860.6	868.5	871.6	870.3
32.5°	756.7	771.2	786.4	804.0	822.4	840.6	855.1	865.4	869.7	869.1	868.5
35°	762.7	776.1	793.7	811.4	830.2	847.2	861.2	868.5	872.2	870.9	867.9
37.5°	779.2	792.5	810.2	829.6	844.1	863.7	876.4	881.9	882.5	878.8	871.6
40°	813.1	826.5	842.4	863.7	881.3	894.7	906.7	912.9	909.2	902.5	894.7
42.5°	867.3	884.3	903.2	920.1	940.8	959.0	962.1	965.8	959.6	946.9	937.1
45°	954.2	964.5	988.8	1001.6	1028.4	1037.5	1044.1	1046.0	1032.6	1022.2	1005.3
47.5°	1079.4	1099.5	1116.4	1128.6	1148.1	1160.2	1173.6	1167.5	1157.2	1139.6	1117.1
50°	1276.3	1289.0	1310.9	1332.8	1353.5	1362.0	1362.0	1355.9	1349.3	1315.2	1287.9
52.5°	1518.2	1519.4	1551.0	1577.2	1594.8	1582.0	1597.2	1582.0	1577.8	1554.1	1531.6
55°	1798.3	1786.8	1825.1	1848.2	1864.0	1879.2	1876.2	1874.4	1858.5	1831.8	1804.5
57.5°	2064.6	2098.0	2116.3	2150.2	2158.1	2168.5	2164.3	2158.1	2149.0	2133.9	2121.7
60°	2448.6	2471.1	2487.6	2494.3	2516.8	2519.8	2535.0	2510.0	2516.2	2498.6	2460.2
62.5°	2971.4	2947.0	2959.8	2959.8	2953.2	2929.4	2942.2	2951.9	2935.5	2920.9	2914.8
65°	3556.6	3478.2	3402.8	3390.1	3355.5	3347.6	3337.8	3313.5	3303.2	3277.6	3257.0
66°	3731.6	3610.1	3539.0	3495.2	3453.3	3444.2	3430.9	3405.3	3384.6	3348.7	3314.2
67.5°	3927.9	3771.2	3664.2	3602.2	3550.6	3516.5	3489.8	3453.3	3420.5	3367.0	3311.7
70°	3915.2	3785.7	3656.9	3562.7	3484.9	3415.0	3373.7	3295.3	3228.4	3151.8	3088.7
72.5°	3289.8	3266.7	3192.0	3139.1	3043.7	3006.6	2897.2	2847.4	2755.0	2655.9	2625.5
75°	2287.0	2196.5	2158.1	2136.9	2095.0	1979.5	1904.1	1920.5	1812.4	1715.7	1660.5
77.5°	999.7	1018.0	912.3	864.8	828.4	765.8	707.5	667.4	644.3	629.0	560.4
80°	276.5	241.3	238.2	221.3	217.6	193.8	196.9	179.9	168.4	165.9	160.4
82.5°	120.9	118.6	114.9	113.0	111.2	108.7	105.8	105.2	101.5	98.4	99.0
85°	80.2	79.6	77.7	76.0	72.9	68.6	65.7	63.2	63.8	60.8	60.1
87.5°	46.7	45.6	45.0	42.6	41.9	38.3	38.9	35.9	35.3	34.7	32.8
90°	15.9	16.3	17.9	17.1	14.4	19.7	17.7	16.3	16.7	14.6	14.4
92.5°	6.1	6.1	6.1	6.1	6.1	6.1	6.1	6.1	6.1	6.1	6.1
95°	7.2	7.2	7.2	7.2	7.2	7.2	7.2	7.2	7.2	7.2	7.2
97.5°	9.2	9.1	9.0	8.9	8.8	8.7	8.6	8.5	8.4	8.3	8.2
100°	23.5	23.1	22.7	22.3	21.9	21.5	21.1	20.7	20.3	19.8	19.4
102.5°	43.0	42.7	42.4	42.0	41.7	41.4	41.1	40.8	40.5	40.2	39.9
105°	66.5	66.1	65.7	65.3	64.9	64.4	64.0	63.6	63.2	62.8	62.4
107.5°	92.1	91.8	91.5	91.1	90.8	90.5	90.2	89.9	89.6	89.3	89.0



REPORT NUMBER: P226755
 CATALOG NUMBER: ISW-AF-600-LED-E1-SL2-ULG

REPORT N
 CATALOG

CANDELA DISTRIBUTION (continued):

CANDELA

	75°	76°	77°	78°	79°	80°	81°	82°	83°	84°	85°	
110°	121.7	121.4	121.1	120.8	120.5	120.2	119.9	119.6	119.3	119.0	118.7	0°
112.5°	152.4	152.2	152.0	151.8	151.6	151.4	151.2	151.0	150.8	150.6	150.4	2.5°
115°	183.1	182.9	182.7	182.5	182.3	182.1	181.9	181.7	181.5	181.3	181.1	5°
117.5°	214.8	214.6	214.4	214.2	214.0	213.8	213.6	213.4	213.2	213.0	212.8	7.5°
120°	250.6	250.4	250.2	250.0	249.8	249.6	249.4	249.2	249.0	248.8	248.6	10°
122.5°	284.4	284.2	284.0	283.8	283.6	283.4	283.2	282.9	282.7	282.5	282.3	12.5°
125°	317.1	317.1	317.1	317.1	317.1	317.1	317.1	317.1	317.1	317.1	317.1	15°
127.5°	353.9	353.8	353.7	353.6	353.5	353.4	353.3	353.2	353.1	353.0	352.9	17.5°
130°	389.7	389.5	389.3	389.1	388.9	388.7	388.5	388.3	388.1	387.9	387.7	20°
132.5°	423.5	423.5	423.5	423.5	423.5	423.5	423.5	423.5	423.5	423.5	423.5	22.5°
135°	457.3	457.6	457.9	458.2	458.5	458.8	459.1	459.4	459.7	460.0	460.3	25°
137.5°	486.9	487.4	487.9	488.5	489.0	489.5	490.0	490.5	491.0	491.5	492.0	27.5°
140°	515.6	516.1	516.6	517.1	517.6	518.1	518.6	519.1	519.7	520.2	520.7	30°
142.5°	545.2	545.3	545.4	545.5	545.6	545.7	545.8	545.9	546.1	546.2	546.3	32.5°
145°	573.9	573.6	573.3	573.0	572.6	572.3	572.0	571.7	571.4	571.1	570.8	35°
147.5°	599.4	599.1	598.8	598.5	598.2	597.9	597.6	597.3	597.0	596.7	596.4	37.5°
150°	616.8	617.1	617.5	617.8	618.1	618.4	618.7	619.0	619.3	619.6	619.9	40°
152.5°	632.2	632.7	633.2	633.7	634.2	634.7	635.3	635.8	636.3	636.8	637.3	42.5°
155°	650.6	650.8	651.0	651.2	651.4	651.6	651.8	652.0	652.2	652.4	652.6	45°
157.5°	664.9	664.9	664.9	664.9	664.9	664.9	664.9	664.9	664.9	664.9	664.9	47.5°
160°	676.2	676.1	676.0	675.9	675.8	675.7	675.6	675.5	675.4	675.2	675.1	50°
162.5°	685.4	685.2	685.0	684.8	684.6	684.4	684.1	683.9	683.7	683.5	683.3	52.5°
165°	695.6	695.4	695.2	695.0	694.8	694.6	694.4	694.2	694.0	693.8	693.6	55°
167.5°	703.8	703.8	703.8	703.8	703.8	703.8	703.8	703.8	703.8	703.8	703.8	57.5°
170°	709.9	710.1	710.3	710.5	710.7	711.0	711.2	711.4	711.6	711.8	712.0	60°
172.5°	709.9	710.1	710.3	710.5	710.7	711.0	711.2	711.4	711.6	711.8	712.0	62.5°
175°	712.0	711.8	711.6	711.4	711.2	711.0	710.7	710.5	710.3	710.1	709.9	65°
177.5°	717.1	716.8	716.5	716.2	715.9	715.6	715.2	714.9	714.6	714.3	714.0	66°
180°	716.1	716.1	716.1	716.1	716.1	716.1	716.1	716.1	716.1	716.1	716.1	67.5°
												70°
												72.5°
												75°
												77.5°
												80°
												82.5°
												85°
												87.5°
												90°
												92.5°
												95°
												97.5°
												100°
												102.5°
												105°
												107.5°

NUMBER: P226755
 NUMBER: ISW-AF-600-LED-E1-SL2-ULG

REPORT NUMBER: P
 CATALOG NUMBER:

DISTRIBUTION (continued):

CANDELA DISTRIBUTION

86°	87°	88°	89°	90°	95°	105°	115°	125°	135°	145°	86°	
851.5	851.5	851.5	851.5	851.5	851.5	851.5	851.5	851.5	851.5	851.5	110°	118.9
852.7	853.9	854.5	853.9	855.1	854.5	855.1	854.5	851.5	850.9	850.3	112.5°	150.4
853.9	856.3	856.9	857.5	856.3	857.5	855.1	845.4	834.4	822.4	812.5	115°	181.3
855.1	858.2	860.0	860.0	860.6	859.4	850.3	829.0	803.4	778.0	758.5	117.5°	213.0
854.5	858.8	860.6	861.2	861.2	858.8	836.9	802.8	763.9	725.1	685.6	120°	248.6
852.7	856.3	859.4	859.4	860.0	851.5	817.4	768.8	713.5	655.2	602.3	122.5°	282.5
856.3	860.0	860.0	860.0	859.4	844.8	796.8	726.3	652.1	573.2	494.7	125°	317.1
861.8	863.7	862.4	862.4	860.0	838.1	773.7	684.4	587.1	482.5	373.2	127.5°	353.3
866.6	867.9	867.3	864.2	861.2	830.8	750.0	640.0	509.3	373.2	264.3	130°	387.9
871.6	872.8	869.7	864.8	860.6	821.1	721.4	583.5	421.1	255.2	175.0	132.5°	423.7
872.2	873.4	867.9	861.2	855.1	806.5	686.8	523.2	324.6	165.3	136.8	135°	460.5
871.6	870.3	861.2	852.7	846.0	788.9	648.4	448.6	216.4	124.6	119.1	137.5°	492.2
867.3	861.8	854.5	844.8	835.0	769.5	610.2	365.3	136.8	108.2	108.2	140°	521.1
861.2	855.7	846.6	833.8	822.9	750.5	566.4	280.2	109.4	99.6	100.9	142.5°	546.7
858.8	852.7	839.3	825.9	812.0	733.6	520.3	188.4	98.4	94.2	94.8	145°	571.2
863.7	853.3	839.9	824.7	808.3	719.0	472.2	131.2	93.0	88.1	89.3	147.5°	596.8
880.0	870.3	854.5	835.0	817.4	710.4	421.1	108.7	87.6	83.3	83.3	150°	620.7
919.5	906.7	885.5	862.4	841.2	716.0	375.6	99.0	83.3	79.0	79.0	152.5°	638.3
983.4	968.1	943.3	917.1	889.1	742.7	324.0	95.4	80.2	74.2	72.9	155°	653.3
1092.7	1072.7	1039.9	1008.9	975.5	788.9	271.7	93.0	76.6	71.1	68.6	157.5°	665.9
1264.8	1235.0	1196.0	1155.3	1114.6	873.4	230.4	90.5	74.2	68.6	66.3	160°	676.4
1485.9	1465.9	1417.3	1363.8	1315.2	1041.7	206.6	88.7	72.3	65.7	63.8	162.5°	684.6
1768.0	1735.1	1696.9	1648.9	1591.1	1259.9	204.2	88.1	70.5	63.2	62.0	165°	694.4
2065.7	2053.1	1988.0	1958.2	1895.6	1550.4	248.6	89.3	69.3	61.4	59.5	167.5°	705.0
2405.6	2410.4	2349.6	2316.8	2265.1	1918.7	395.7	93.0	69.3	59.5	57.7	170°	713.0
2849.8	2857.7	2786.0	2747.1	2703.4	2331.4	621.7	99.0	71.1	57.7	56.0	172.5°	713.0
3213.8	3171.4	3125.1	3057.1	3001.7	2561.7	598.6	110.0	73.6	56.0	54.1	175°	711.0
3251.6	3221.2	3162.8	3089.3	3021.8	2562.9	522.6	113.6	74.2	55.3	53.5	177.5°	714.8
3246.6	3192.6	3126.3	3064.4	2998.1	2497.3	404.2	118.6	76.0	54.1	52.3	180°	716.1
3021.8	2945.8	2881.4	2795.7	2726.5	2234.7	248.6	117.9	73.6	50.4	49.2		
2491.8	2452.9	2376.3	2307.7	2235.4	1808.7	170.2	105.2	65.1	45.6	46.2		
1611.8	1567.5	1489.6	1450.7	1410.0	1157.2	132.5	85.7	55.3	40.7	42.6		
537.9	520.3	491.6	507.5	483.8	450.9	97.3	65.1	44.4	35.3	37.6		
161.0	157.4	162.9	153.1	162.2	137.4	63.8	45.6	34.1	30.4	33.5		
95.4	94.2	94.2	94.2	91.8	85.7	41.9	31.6	26.1	25.6	27.9		
58.3	57.1	57.7	57.1	58.3	52.3	28.5	21.9	19.4	18.8	22.5		
33.5	33.5	34.1	32.8	33.5	32.2	20.0	14.0	12.8	12.2	16.4		
15.0	15.0	13.2	12.6	13.2	15.7	14.6	13.5	10.8	10.2	13.6		
6.1	6.1	6.1	6.1	6.1	6.1	6.1	7.2	7.2	6.1	6.1		
7.2	7.2	7.2	7.2	7.2	7.2	7.2	8.2	7.2	7.2	7.2		
8.2	8.2	8.2	8.2	8.2	8.2	9.2	10.2	12.3	9.2	9.2		
19.4	19.4	19.4	19.4	19.4	19.4	23.5	26.6	29.7	21.5	12.3		
39.7	39.5	39.3	39.1	38.9	39.9	43.0	48.1	51.1	40.9	27.6		
62.4	62.4	62.4	62.4	62.4	62.4	66.5	71.6	73.7	64.4	49.1		
88.8	88.6	88.4	88.2	88.0	89.0	92.1	96.2	97.2	90.0	74.7		

'226755
 ISW-AF-600-LED-E1-SL2-ULG

REPORT NUMBER: P226755
 CATALOG NUMBER: ISW-AF-60

TION (continued):

CANDELA DISTRIBUTION (con

87°	88°	89°	90°	95°	105°	115°	125°	135°	145°		155°	165°
119.1	119.3	119.5	119.7	118.7	121.7	123.8	122.8	116.6	104.3	0°	851.5	851.5
150.4	150.4	150.4	150.4	150.4	152.4	153.4	151.4	146.3	137.1	2.5°	845.4	841.2
181.5	181.7	181.9	182.1	181.1	183.1	186.2	183.1	178.0	171.9	5°	797.4	785.8
213.2	213.4	213.6	213.8	212.8	214.8	219.9	215.8	209.7	206.6	7.5°	728.1	714.7
248.6	248.6	248.6	248.6	248.6	250.6	255.7	251.6	248.6	242.4	10°	649.1	629.0
282.7	282.9	283.2	283.4	282.3	284.4	289.5	285.4	283.4	277.2	12.5°	548.2	508.7
317.1	317.1	317.1	317.1	317.1	317.1	322.2	320.2	317.1	312.0	15°	431.5	378.6
353.7	354.1	354.6	355.0	352.9	353.9	353.9	352.9	347.8	346.8	17.5°	297.2	254.6
388.1	388.3	388.5	388.7	387.7	389.7	389.7	385.7	380.5	378.5	20°	208.5	192.6
423.9	424.1	424.3	424.5	423.5	423.5	425.5	420.4	414.3	413.3	22.5°	161.0	161.6
460.7	460.9	461.1	461.4	460.3	457.3	458.3	453.2	447.0	445.0	25°	133.7	139.7
492.4	492.7	492.9	493.1	492.0	486.9	485.9	483.9	478.7	474.6	27.5°	117.9	124.0
521.5	521.9	522.3	522.7	520.7	515.6	513.5	511.5	508.4	502.3	30°	108.2	113.6
547.1	547.5	547.9	548.3	546.3	545.2	545.2	539.1	537.0	533.0	32.5°	101.5	103.9
571.6	572.0	572.4	572.9	570.8	573.9	574.9	568.8	563.6	562.6	35°	93.6	94.8
597.2	597.6	598.0	598.4	596.4	599.4	598.4	593.3	588.2	587.2	37.5°	87.0	87.0
621.5	622.4	623.2	624.0	619.9	616.8	613.8	610.7	606.6	606.6	40°	80.8	80.2
639.3	640.4	641.4	642.4	637.3	632.2	628.1	625.0	624.0	624.0	42.5°	75.4	74.8
653.9	654.5	655.1	655.7	652.6	650.6	645.5	640.4	642.4	644.5	45°	69.9	70.5
667.0	668.0	669.0	670.0	664.9	664.9	662.9	658.8	659.8	660.8	47.5°	66.9	67.4
677.6	678.8	680.1	681.3	675.1	676.2	679.2	673.1	670.0	670.0	50°	63.8	64.4
685.8	687.0	688.2	689.5	683.3	685.4	686.4	682.3	678.2	676.2	52.5°	61.4	61.4
695.2	696.0	696.8	697.7	693.6	695.6	692.5	687.4	688.4	688.4	55°	58.9	58.3
706.2	707.5	708.7	709.9	703.8	703.8	699.7	693.6	700.7	703.8	57.5°	57.1	56.0
714.0	715.0	716.1	717.1	712.0	709.9	704.8	701.7	706.9	708.9	60°	55.3	54.1
714.0	715.0	716.1	717.1	712.0	709.9	707.9	704.8	705.8	705.8	62.5°	54.1	52.3
712.0	713.0	714.0	715.0	709.9	712.0	711.0	705.8	705.8	706.9	65°	52.9	51.7
715.7	716.5	717.3	718.1	714.0	717.1	715.0	709.9	711.0	713.0	66°	52.3	51.0
716.1	716.1	716.1	716.1	716.1	716.1	716.1	716.1	716.1	716.1	67.5°	51.7	50.4
										70°	49.2	48.0
										72.5°	45.6	45.0
										75°	41.9	40.7
										77.5°	37.0	36.4
										80°	31.6	31.0
										82.5°	26.7	25.6
										85°	21.3	20.0
										87.5°	14.6	13.4
										90°	11.9	11.5
										92.5°	6.1	5.1
										95°	7.2	6.1
										97.5°	8.2	8.2
										100°	10.2	9.2
										102.5°	18.4	13.3
										105°	36.8	27.6
										107.5°	59.3	50.1



REPORT NUMBER: P226755

CATALOG NUMBER: ISW-AF-600-LED-E1-

00-LED-E1-SL2-ULG

tinued):

175°	180°
851.5	851.5
837.5	843.0
782.1	780.4
703.8	704.4
609.0	610.2
486.2	478.9
348.2	351.3
242.5	241.9
194.5	195.7
166.5	166.5
148.3	148.3
130.6	131.2
118.6	119.7
107.6	108.2
96.7	97.3
87.6	87.6
81.4	82.0
77.2	77.2
72.9	72.9
69.3	70.5
65.7	66.3
62.0	62.6
58.3	58.3
55.3	55.3
52.9	52.3
51.0	49.8
49.2	48.6
48.6	48.0
48.0	47.4
46.7	46.2
45.0	44.4
41.3	40.1
37.6	36.4
34.7	32.8
29.2	27.9
21.3	20.0
12.8	12.8
8.2	8.2
4.1	4.1
5.1	5.1
7.2	7.2
8.2	8.2
11.3	11.3
22.5	21.5
43.0	41.9

CANDELA DISTRIBUTION (continued):

	155°	165°	175°
110°	89.0	75.7	69.6
112.5°	123.8	108.4	101.3
115°	162.6	150.4	142.2
117.5°	201.5	193.3	188.2
120°	238.3	231.2	228.1
122.5°	273.1	267.0	266.0
125°	305.9	302.8	300.7
127.5°	340.6	336.6	336.6
130°	374.4	370.3	369.3
132.5°	410.2	402.0	403.0
135°	441.9	435.8	435.8
137.5°	470.6	469.5	467.5
140°	500.2	498.2	496.1
142.5°	529.9	528.9	526.8
145°	559.6	556.5	558.5
147.5°	587.2	584.1	585.1
150°	606.6	606.6	605.6
152.5°	623.0	622.0	622.0
155°	641.4	639.3	639.3
157.5°	658.8	657.8	657.8
160°	671.1	674.1	675.1
162.5°	680.3	684.4	684.4
165°	691.5	691.5	693.6
167.5°	701.7	699.7	702.8
170°	707.9	707.9	711.0
172.5°	708.9	711.0	713.0
175°	711.0	713.0	714.0
177.5°	715.0	716.1	721.2
180°	716.1	716.1	716.1

-SL2-ULG

180°

67.5
101.3
143.2
188.2
230.2
269.0
304.8
337.6
371.3
405.1
438.8
470.6
499.2
529.9
562.6
588.2
608.7
625.0
643.4
660.8
678.2
688.4
696.6
705.8
714.0
715.0
716.1
723.2
716.1

(END OF REPORT)